



JEWISH
NATIONAL
FUND



Israel

From Vision to Reality

Israel's
Independence Day Pageant
Presented by the KKL - JNF

User Manual



Target audience: Suitable for all ages.

Activity type: Active Presentation.

Duration: flexible and can be altered, between 45 to 75 minutes.

Location: Auditorium / "Smart" classroom

Goals:

- Create an emotional connection to Israel, highlighting Independence Day as an important event.
- Fostering feelings of love and national pride towards Israel.
- Instill familiarity with the course of events that led to the establishment of State.
- Understanding the importance of the JNF in the statehood process.
- Encourage Israel engagement and a sense of personal responsibility in partaking of the vision and future of the state.
- Experiential and fun.

Materials needed:

- A computer
- A projector
- Sound system
- Herzl costume- beard, top hat, jacket (optional)
- Ben Gurion costume- wig, khaki clothing (optional)
- A festive decorated stage (optional)

Preparations:

- It is important to have familiarity with the details of the event and the accompanying presentation before the activity. Adapt the texts and structure of the event to fit the additional content that you have chosen to include (Singing, dancing, performances, etc.)
- It is recommended to decorate the hall and prepare the stage according to the theme of this year's Independence Day.
- Appoint an MC and narrators and provide them with the texts that accompany the presentation (texts with the relevant content are ready for printing and cutting in Appendix 1)

Introduction

We are happy to present you with an interactive presentation that is convenient, modular and easy to operate. This tool will assist you in the creation of an Independence Day gala event. In addition, the presentation will serve teachers and educators, as an appropriate teaching tool about issues related to the establishment of the State and Independence Day, or as an experiential tool for to use at an event.

The presentation includes songs, sources, verses, videos and illustrations. You can use all or part of it, according to your needs- depending on the target audience, time available or by the level of attention, patience and the dynamics of the event and the audience. It is very important to keep a reasonable duration that is not too long, in order to ensure an exciting, interesting, and teachable experience.

In this document we will present a recommended pageant structure and instruct you on its optimal use. We are confident that after a short introduction and practice you can easily design and build an exciting pageant that will suit your unique audience.

Operating and installation instructions

- The presentation has been designed to only run on a Windows platform.
- Download the presentation folder to your computer and open the file kkl-azmaut.exe without opening or changing the accompanying folders.
- The presentation is constructed to open automatically and fill the display of the monitor; the presentation is suitable for a screen resolution of 768/1024 pixels or higher
- In the case of copying the presentation to a removable device or a folder on your computer, be sure to take the file kkl-azmaut.exe with all the folders accompanying it.
- To exit the full-screen mode, press the ESC key on your keyboard.

Control of the presentation

The lower bar

The "Israel-From Vision to Reality" presentation was constructed according to a preset sequence of transition between slides, creating a logical structure that is recommended for the event.

The control buttons on the lower bar allow browsing back and forth between slides, or to jump to the beginning or end of the presentation.



Go to Beginning



Previous Screen



Next Screen



Go to End

Songbook, Films and Screen Saver

Buttons for the songbook, films and screensaver allow you to stop at any point in the presentation and play the songs of your choice (for example, group singing), screening of films (for example, a lesson in the classroom) or any other content you choose to combine at the event, in addition to the content offered (another dance performance by the students, additional reading, onstage panel) use the screen saver. Closing the screen saver using the X button in the upper right corner will return to the point where the presentation was paused.

Films




Screen Saver




Songbook



Presentation of Songs

In the center of the lower bar in a number of slides you can find songs that you can open, play or stop depending on the needs of the projectionist: clicking on "song"  will open up the lyrics and voice activation. Closing the song using the X in the upper corner will return you to the point where you stopped the presentation.

Internal Links


Some slides have internal links that can be opened depending on the speed of the reading and be controlled by the operator. In these cases a hand button  will appear; while clicking on it and another section will open. When the hand button is invisible, then you have opened all the links in the slide and you can continue normal browsing to the next slide.

Video control

The presentation includes three videos which open automatically when the slide on which they appear opens. To stop, return a slide back or control the video by moving the mouse pointer on the video and then a control bar will appear.



Background music

The presentation includes the automatic opening of certain songs, designed to be used as background music for voiceover. If you want to stop the musical accompaniment that starts automatically, click the  button located on the right of the song title. To open the lyrics for a sing-along, click on the button "song title".

Stages of the pageant, narration and instruction

The "Israel-From Vision to Reality" pageant was constructed to allow the distribution of 22 short passages read by narrators in addition to a master of ceremonies, with the aim of integrating a large group of students or participants in the audience into the event.

This is the maximum number of narrators recommended. Of course you can divide the sections differently, giving several segments to a single narrator or adjusting the readings to suit the abilities of the participants and the circumstances. It is recommended not to skip the reading passages; they form the core of the pageant.

We invite you to enrich and add your personal "spice" to the event, and encourage you to be creative when it comes to incorporating costumes, sets and accessories to the pageant.

The stages of the pageant and the reading passages constitute the recommended event according to our understanding. This is only a recommendation and is important to remember to adjust the event (content, duration, number of narrators, division of roles, extras) to the audience and your special circumstances.

Instructions

Narration



none

Master of ceremonies: Good evening ladies and gentleman, and welcome to the annual Yom Ha'atsmaut event, marking ____ years of independence for the State of Israel.


I want to extend greetings to all of you who have come to celebrate with us the ____ independence day of the State of Israel. I want to acknowledge and thank ____ and ____ who honored us with their presence at this joyous occasion.

Please rise for the Israeli national anthem, "Hatikvah"



Song tune will begin playing automatically once all of the words are fully presented

"Hatikvah"



Forward

Reader 1: The Israeli anthem, Hatikvah, speaks of the Jewish people, who throughout 2000 years in the Diaspora never stopped yearning for the Land of Israel, in their prayers, in their dreams, and in their hearts.



Forward

Reader 2: In the words of the Israeli Declaration of Independence: "After being forcibly exiled from their land, the people kept faith with it throughout their Dispersion and never ceased to pray and hope for their return to it and for the restoration in it of their political freedom."



Forward

Reader 3, dressed up as Theodor Herzl: In order to add actions to our yearning, we needed one person of vision, and many people of deed: "In Basel I founded the Jewish state. '... If I said it publicly today, there would be laughter all around. But perhaps within five years, or at most fifty years, everyone will agree with this statement. The country has already been founded, in its essence; the will of the people to become a state. "



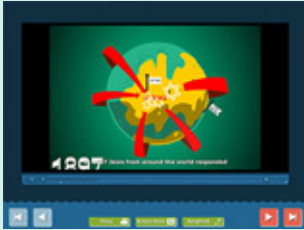
Press the "hand" button in order to open optional links to accompany the narrator.

Reader 4: But the members of the Zionist congress did not laugh. A special fund was established and started to raise money, penny by penny, purchasing one piece of homeland soil after another.

Reader 5: This fund didn't unite just pennies, it united souls, souls of Jews from all over the world who felt that finally we can take action, and turn a dream into reality.

Instructions

Narration



Forward.
You can control the movie by using
your mouse

Movie clip: The story of the JNF



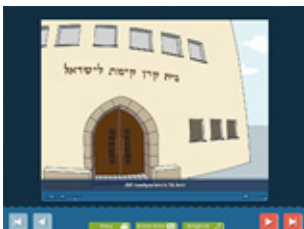
Forward

Reader 6: Lands were acquired; forestation efforts began, roads were paved and settlements were built. The Negev desert was cultivated against all odds, and the Jews -
"Returned in their masses. Pioneers, defiant returnees, and defenders, they made deserts bloom, revived the Hebrew language, built villages and towns, and created a thriving community "...



Forward

Reader 7: A state of war is declared in Israel. "What the United Nations wrote in ink, we will erase with blood" say our enemies. Young men and women are recruited and are off to battle. Siege, shortage and gunpowder throughout the land. Time is ticking and days pass- will there be a Jewish state? The British army will be leaving any day now...



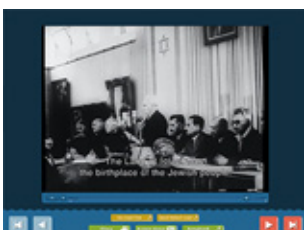
Forward.
You can control the movie by using
your mouse

Movie clip: JNF house



Forward

Reader 3, dressed up as Ben-Gurion: Fifty-one years have passed since the Zionist Congress in Basel. On Friday, May 14th 1948, at four o'clock in the afternoon, in the city of Tel Aviv, a little man with a huge spirit goes up on stage, and without a hint of hesitation in his voice declares...



Forward.
You can control the movie by using
your mouse

Movie clip: Declaration of independence



Instructions

Narration




Play songs by pressing the song buttons

Song + dance:

David Melech Israel, Am Israel Chai and Hineh Mah Tov.
Invite the crowd to join in on Horah dancing circles

Master of Ceremonies (after 5 min' of dancing):
please be seated



Forward

Reader 8: Later that evening, Ben-Gurion enters a new post in his personal journal:

"Friday, the fifth of the month of Iyar. At four o'clock this afternoon Jewish independence was declared and the state was born. Its fate is now in the hands of the security forces".



Forward

Master of ceremonies: I would like to invite ____ to lead us in reciting the prayer for the State of Israel. Please rise.



Press the "hand" button in order to open optional links to accompany the narrator.

Reader 9: The young country fought for its borders and prayed for peace. A huge immigration enterprise was launched, and Jews from all over the world started arriving to Israel by land, air and sea. The JNF continued engaging in forestation, and with efforts to settle the land and assist with the absorption of the new immigrants. As the father of the forest, Dr. Yosef Weiss said: "JNF no longer redeems the land from the hands of foreigners, but rather redeems the land from the shackles of wilderness."



Pressing on each one of the colors within the JNF logo will begin a different short presentation describing the various enterprises' led by the organization.

Reader 10: The JNF continued with its efforts of forestation, settling the land and absorbing Aliyah. As the "father of the forest" Dr. Josef Weitz said: "The JNF rejuvenated its mission, from redeeming the land from the hands of strangers to readying the land from the binds of wilderness".



Press the "hand" button in order to open optional links to accompany the narrator.

Reader 11: The famous Israeli author and satirist Ephraim Kishon wrote: "This is the land so small, the maps of the world have no room to write her name in them"

Reader 12: This is a land where mothers learn their mother tongue from their children.

Reader 13: This is the land where the fathers have eaten sour grapes, but the children's teeth are excellent.

Reader 14: This is a land where no one expects miracles, but all are considerate of them.

Reader 15: This is a country that does not receive a fresh breeze of air, but breathes freedom instead.

Reader 16: This is the only country in the world that I can live in. This is my country. "

Instructions

Narration



Forward

Master of ceremonies: How do we want to shape our Israel? How can we help it thrive, help it become a beacon of light onto the nations?



Forward

Option 1: Panel

I would like to welcome on stage ___ and ___ and ___ for a short panel discussion about their vision for the state of Israel.

Option 2: Speech

I would like to welcome ___ to the stage to say a few words about his / her vision for the state of Israel.

Option 3: Movie clip

Screen a short movie clip prepared by your community / congregation / school / youth movement, presenting the vision of children from within your organization for the state of Israel.



Forward

Reader 17: : Former Israeli prime minister, Menachem Begin, writes in his speech while receiving the Nobel peace prize:
"Peace is the beauty of life. It is sunshine. It is the smile of a child, the love of a mother, the joy of a father, the togetherness of a family. It is the advancement of man, the victory of a just cause, the triumph of truth. Peace is all of these and more and more."



Forward

Reader 18: Former Israeli prime minister, Yitzhak Rabin, writes in his speech while signing the peace accords with Jordan:
"I have no assets; I only have dreams to bestow future generations with a better world, a more peaceful and pleasant world to live in. It is not too much."



Forward

Master of ceremonies: This concludes our Yom Ha'atsmaut ceremony. I want to thank ___ and ___ for all of their hard work and devotion to making this ceremony happen, and thank the JNF for preparing the ceremony's presentation.



Narration Cards



Master of ceremonies: Good evening ladies and gentleman, and welcome to the annual Yom Ha'atsmaut event, marking ____ years of independence for the State of Israel.

I want to extend greetings to all of you who have come to celebrate with us the ____ independence day of the State of Israel. I want to acknowledge and thank ____ and ____ who honored us with their presence at this joyous occasion.

Please rise for the Israeli national anthem, "Hatikvah"



Reader 1: The Israeli anthem, Hatikvah, speaks of the Jewish people, who throughout 2000 years in the Diaspora never stopped yearning for the Land of Israel, in their prayers, in their dreams, and in their hearts.



Reader 2: In the words of the Israeli Declaration of Independence:

"After being forcibly exiled from their land, the people kept faith with it throughout their Dispersion and never ceased to pray and hope for their return to it and for the restoration in it of their political freedom."



Reader 3, dressed up as Theodor Herzl: In order to add actions to our yearning, we needed one person of vision, and many people of deed:

"In Basel I founded the Jewish state. '... If I said it publicly today, there would be laughter all around. But perhaps within five years, or at most fifty years, everyone will agree with this statement. The country has already been founded, in its essence; the will of the people to become a state. "



Reader 4: But the members of the Zionist congress did not laugh. A special fund was established and started to raise money, penny by penny, purchasing one piece of homeland soil after another.



Reader 5: This fund didn't unite just pennies, it united souls, souls of Jews from all over the world who felt that finally we can take action, and turn a dream into reality



Reader 6: Lands were acquired; forestation efforts began, roads were paved and settlements were built. The Negev desert was cultivated against all odds, and the Jews -
 "Returned in their masses. Pioneers, defiant returnees, and defenders, they made deserts bloom, revived the Hebrew language, built villages and towns, and created a thriving community "...



Reader 7: A state of war is declared in Israel. "What the United Nations wrote in ink, we will erase with blood" say our enemies. Young men and women are recruited and are off to battle. Siege, shortage and gunpowder throughout the land. Time is ticking and days pass- will there be a Jewish state? The British army will be leaving any day now...



Reader 3, dressed up as Ben-Gurion: Fifty-one years have passed since the Zionist Congress in Basel. On Friday, May 14th 1948, at four o'clock in the afternoon, in the city of Tel Aviv, a little man with a huge spirit goes up on stage, and without a hint of hesitation in his voice declares...



Reader 8: Later that evening, Ben-Gurion enters a new post in his personal journal:
 "Friday, the fifth of the month of Iyar. At four o'clock this afternoon Jewish independence was declared and the state was born. Its fate is now in the hands of the security forces".



Master of ceremonies: I would like to invite ____ to lead us in reciting the prayer for the State of Israel. Please rise.



אָבינו שְׁבַשְׁמִים, צוֹר יִשְׂרָאֵל וְגוֹאֲלוֹ, בָּרַךְ אֶת מְדִינַת יִשְׂרָאֵל, רֵאשִׁית צְמִיחַת גְּאֻלָּתָנוּ. הֵגֵן עָלֶיהָ בְּאַבְרַת חֲסִדֶּךָ, וּפְרַשׁ עָלֶיהָ סֶכֶת שְׁלוֹמֶךָ, וְשַׁלַּח אוֹרֶךְ וְאַמְתָּךְ לְרֵאשִׁיָּהּ, שְׂרֵיָּהּ וְיוֹעֲצֵיהָ, וְתִקְנֶם בְּעֶצֶה טוֹבָה מִלְּפָנֶיךָ. חֲזַק אֶת יָדֵי מַגְנֵי אֶרֶץ קְדֻשָּׁנוּ, וְהַנְחִילֵם אֱלֹהֵינוּ יְשׁוּעָה וְעֲטָרַת נֶצַח וְתַעֲטֶרֶם, וְנִתַּת שְׁלוֹם בְּאֶרֶץ, וְשִׁמְחַת עוֹלָם לְיוֹשְׁבֶיהָ. וְאֵת אַחֲינוּ כָּל בֵּית יִשְׂרָאֵל, פָּקֵד נָא בְּכָל אֲרָצוֹת פְּזוּרֵיהֶם, וְתוֹלִיכֵם מִהֲרָה קוֹמְמִיּוֹת לְצִיּוֹן עִירְךָ וְלִירוּשָׁלַיִם מְשֻׁכָּן שְׁמֶךָ, בְּכַתּוּב בְּתוֹרַת מֹשֶׁה עֲבָדְךָ "אִם יִהְיֶה נִדְחָךְ בְּקֶצֶה הַשָּׂמָיִם, מִשָּׁם יִקְבָּצְךָ יי אֱלֹהֶיךָ וּמִשָּׁם יִקְחֶךָ. וְהִבִּיאֶךָ יי אֱלֹהֶיךָ אֶל הָאָרֶץ אֲשֶׁר יִרְשׁוּ אֲבֹתֶיךָ וְיִרְשֶׁתָּהּ, וְהִיטִבְךָ וְהִרְבֶּךָ מֵאֲבֹתֶיךָ. וּמַל יי אֱלֹהֶיךָ אֶת לִבְּךָ וְאֶת לִבָּב זָרְעֶךָ, לְאַהֲבָה אֶת יי אֱלֹהֶיךָ בְּכָל לִבְּךָ וּבְכָל נַפְשְׁךָ, לְמַעַן חִיֶּךָ." וְיַחַד לִבְּנוּ לְאַהֲבָה וּלְיִרְאָה אֶת שְׁמֶךָ, וּלְשִׁמּוֹר אֶת כָּל דְּבָרֵי תוֹרָתְךָ, וְשַׁלַּח לָנוּ מִהֲרָה בֶּן דָּוִד מְשִׁיחַ צִדְקָךָ, לְפָדוֹת מַחְכֵי קֶץ יְשׁוּעָתְךָ. הוֹפֵעַ בְּהַדָּר גָּאוֹן עֶזְךָ עַל כָּל יוֹשְׁבֵי תֵּבֵל אֲרָצְךָ, וְיֹאמֶר כָּל אֲשֶׁר נִשְׁמָה בְּאָפוֹ "יי אֱלֹהֵי יִשְׂרָאֵל מֶלֶךְ, וּמַלְכוּתוֹ בְּכָל מְשֻׁלָּה!" אָמֵן סְלָה.

Master of ceremonies: you may be seated




Reader 9: The young country fought for its borders and prayed for peace. A huge immigration enterprise was launched, and Jews from all over the world started arriving to Israel by land, air and sea. The JNF continued engaging in forestation, and with efforts to settle the land and assist with the absorption of the new immigrants. As the father of the forest, Dr. Yosef Weiss said: "JNF no longer redeems the land from the hands of foreigners, but rather redeems the land from the shackles of wilderness."



Reader 10: The JNF continued with its efforts of forestation, settling the land and absorbing Aliyah. As the "father of the forest" Dr. Josef Weitz said: "The JNF rejuvenated its mission, from redeeming the land from the hands of strangers to readying the land from the binds of wilderness".



Reader 11: The famous Israeli author and satirist Ephraim Kishon wrote: "This is the land so small, the maps of the world have no room to write her name in them"



Reader 12: This is a land where mothers learn their mother tongue from their children



Reader 13: This is the land where the fathers have eaten sour grapes, but the children's teeth are excellent.



Reader 14: This is a land where no one expects miracles, but all are considerate of them.



Reader 15: This is a country that does not receive a fresh breeze of air, but breathes freedom instead.



Reader 16: This is the only country in the world that I can live in. This is my country. "



Master of ceremonies: How do we want to shape our Israel? How can we help it thrive, help it become a beacon of light onto the nations?



Reader 17: Former Israeli prime minister, Menachem Begin, writes in his speech while receiving the Nobel peace prize: "Peace is the beauty of life. It is sunshine. It is the smile of a child, the love of a mother, the joy of a father, the togetherness of a family. It is the advancement of man, the victory of a just cause, the triumph of truth. Peace is all of these and more and more."



Reader 18: Former Israeli prime minister, Yitzhak Rabin, writes in his speech while signing the peace accords with Jordan: "I have no assets; I only have dreams to bestow future generations with a better world, a more peaceful and pleasant world to live in. It is not too much."



Master of ceremonies: This concludes our Yom Ha'atsmaut ceremony. I want to thank ___ and ___ for all of their hard work and devotion to making this ceremony happen, and thank the JNF for preparing the ceremony's presentation.

Movie Synopsis

The Story of the JNF (1:14 minutes): An animated film which tells the story of the foundation of the Jewish National Fund and describes its various enterprises.

The JNF House (1:20 Minutes): An animated film describing the pivotal role the JNF headquarters in Tel Aviv played in the events that lead to the establishment of the state, serving as the residence of the peoples council and temporary government.

The Declaration of Independence (2:05 minutes): An edited part from the original historic documentation of the declaration of independence as it appears in the national archives.

List of Songs

Hatikvah

Words: Naphtali Hertz- Imber
Tune: Shmuel Cohen

Eli Eli

Words: Hannah Senesh
Tune: David Zehavi

Shir Hamaalot

Words: Psalms 126
Tune: Pinhas Minkovski

Am Israel Chai

Words and tune: traditional

David Melech Israel

Words and tune: traditional

Hineh Mah Tov

Words and tune: traditional

Ose Shalom Bimromav

Words: the prayer book
Tune: Nurit Hirsch

Shir Lashalom

Words: Ya'acov Rotblitt
Tune: Yair Rosenblum

Yihyeh Tov

Words: Yonatan Geffen
Tune: David Broza

Produced by the JNF department of Youth and Education

www.kkl.org.il | www.greenwin.kkl.org.il

The photos are thanks to the JNF photo archive and the Government Press Office.

The Declaration of Independence film is thanks to the State Archive.

All rights reserved to the JNF